

REGULATORER

HD.S 200-4-2



- Høytrykksregulator - Single scenen
- Montering på 200 bar gassylinder eller panel
- Egnet for rene gasser og blandinger, svakt etsende
- Laget av rustfritt stål

Laboratorier og analyse

Domains of applications

Designed for implementation of:

Litt korrosive gasser, Rene gasser opp til N60 inkludert ALPHA-GAZ™ 1 & 2, reaktive blandinger

Specifications

Maximal inlet pressure at 15°C 200 bar
Outlet Pressure 0,2 til 4 bar
Nominal nitrogen flow 2 Nm³/h*
Set pressure 16 bar

Intern / ekstern lekkasjerate ≤ 2x10⁻⁸ mbar.l / s helium., Driftstemperatur: -40 ° C til + 74 ° C.

*garantert ved maksimalt utløpstrykk P2 opp til et innløpstrykk P3 = 2P2 + 1 bar.

Materials

Body 316 rustfritt stål
Seat PFA
Main valve 316 rustfritt stål
Diaphragm Rustfritt stål
Filter 316L rustfritt stål
Pressure gauge Ø 50mm, Rustfritt stål
Relief valve Rustfritt stål, FKM (Viton®)
Seal PCTFE

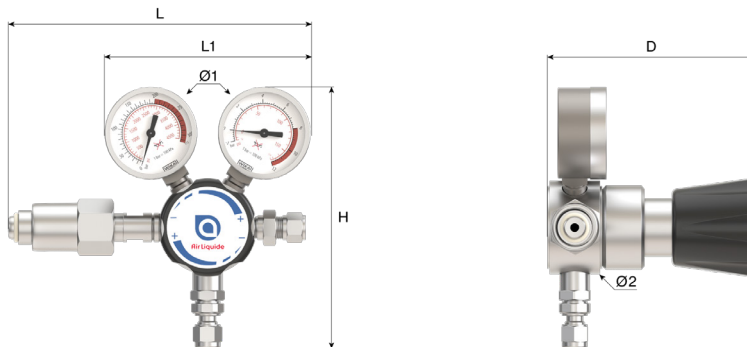
Viton® er et registrert varemerke for DuPont

Safety Alert

⚠ Forsiktighet! I tilfellet med anvendelse av giftige og korrosive gasser, følger rensfremgangsmåten for utstyret.

Dimensions

Length (L) : 115 mm
Height (H) : 150 mm
Depth (D) : 125 mm
Ø1 : 50 mm
Ø2 : 51 mm
Net weight : 1.5 kg



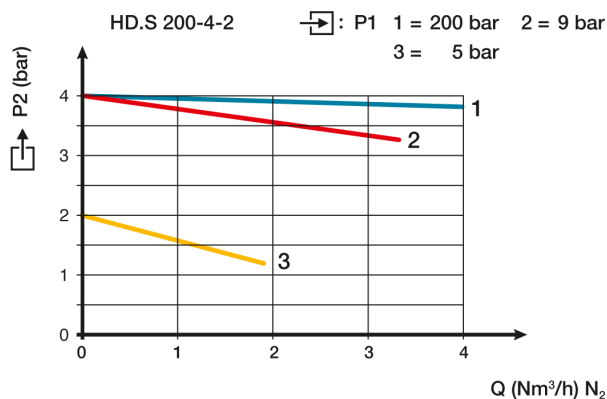
Operating instructions

OP 150 - HD.S

Connection

Inlet connection: HP cylinder beslaget ifølge gass
Outlet connection: 2 utløpsporter G 3/8 BSPP hunn
Relief valve connection: SS kompresjonskoblingen 6 mm, SS endehylser

Flow curve










Products

Product Number	Short Designation	Gas	Inlet Pressure	Outlet Pressure	Flow	Inlet Fitting	Inlet Fitting Form	Outlet Fitting	Material
123098	REG HD.S 200-4-2 DIN 14 - CF 6MM	reaktive mixt	200 bar	4 bar	2 Nm³/h	DIN 477-1 Nr. 14		CF 6mm	Rustfritt stål
191930	REG HD.S 200-4-2 TYPE J(NF)	Korr. gasser, giftige gasser	200 bar	4 bar	2 Nm³/h	NF J			Rustfritt stål
123099	REG HD.S 200-4-2 DIN 14 - CF 1/8"	reaktive mixt	200 bar	4 bar	2 Nm³/h	DIN 477-1 Nr. 14		CF 1/8"	Rustfritt stål
123096	REG HD.S 200-4-2 DIN 1 - CF 1/8"	H2	200 bar	4 bar	2 Nm³/h	DIN 477-1 Nr. 1	Wrench Stainless Steel	CF 1/8"	Rustfritt stål
123095	REG HD.S 200-4-2 DIN 1 - CF 6MM	H2	200 bar	4 bar	2 Nm³/h	DIN 477-1 Nr. 1	Wrench Stainless Steel	CF 6mm	Rustfritt stål
123087	REG HD.S 200-4-2 DIN 10 - CF 1/8"	N2	200 bar	4 bar	2 Nm³/h	DIN 477-1 Nr. 10	Wrench Stainless Steel	CF 1/8"	Rustfritt stål
123086	REG HD.S 200-4-2 DIN 10 - CF 6MM	N2	200 bar	4 bar	2 Nm³/h	DIN 477-1 Nr. 10	Wrench Stainless Steel	CF 6mm	Rustfritt stål
123102	REG HD.S 200-4-2 DIN 8 - CF 1/8"	Korr. gasser	200 bar	4 bar	2 Nm³/h	DIN 477-1 Nr. 8	Wrench Stainless Steel	CF 1/8"	Rustfritt stål
123101	REG HD.S 200-4-2 DIN 8 - CF 6MM	Korr. gasser	200 bar	4 bar	2 Nm³/h	DIN 477-1 Nr. 8	Wrench Stainless Steel	CF 6mm	Rustfritt stål
123085	REG HD.S 200-4-2 DIN 10	N2	200 bar	4 bar	2 Nm³/h	DIN 477-1 Nr. 10	Wrench Stainless Steel	G 3/8 BSPP kvinnelig	Rustfritt stål

Product Number	Short Designation	Gas	Inlet Pressure	Outlet Pressure	Flow	Inlet Fitting	Inlet Fitting Form	Outlet Fitting	Material
123100	REG HD.S 200-4-2 DIN 8	Korr. gasser	200 bar	4 bar	2 Nm³/h	DIN 477-1 Nr. 8	Wrench Stainless Steel	G 3/8 BSPP kvinnelig	Rustfritt stål
191946	REG HD.S 200-4-2 DIN 1	H2	200 bar	4 bar	2 Nm³/h	DIN 477-1 Nr. 1	Wrench Stainless Steel	G 3/8 BSPP kvinnelig	Rustfritt stål
191934	REG HD.S 200-4-2 DIN 14	reaktive mixt	200 bar	4 bar	2 Nm³/h	DIN 477-1 Nr. 14	Wrench Stainless Steel	G 3/8 BSPP kvinnelig	Rustfritt stål
191947	REG HD.S 200-4-2 DIN 8	Korr. gasser	200 bar	4 bar	2 Nm³/h	DIN 477-1 Nr. 8	Wrench Stainless Steel	G 3/8 BSPP kvinnelig	Rustfritt stål
191927	REG HD.S 200-4-2 TYPE C/B4	inerte gasser	200 bar	4 bar	2 Nm³/h	NF C	Wrench Stainless Steel	G 3/8 BSPP kvinnelig	Rustfritt stål

Options

	Product Number	Long designation
	16532	Connector SS G3/8 BSPP Male *Kit N°2 CF 1/8" and 6mm OD SS *Flat seal PTCFE
	16558	Connector SS G3/8 BSPP Male *Compression fitting 6mm OD SS *Flat seal PTCFE
	16562	COMP. FITTING G3/8" 8 MM SS
	16566	Connector SS G3/8 BSPP Male *Compression fitting 1/8" OD SS *Flat seal PTCFE

	Product Number	Long designation
	16567	Connector SS G3/8 BSPP Male *Compression fitting 10mm OD SS *Flat seal PTCFE
	16569	Connector SS G3/8 BSPP Male *Compression fitting 12mm OD SS *Flat seal PTCFE
	19207	LEAK DETECTOR "1000 BULLES"

Spare parts

Product Number	SP Number	Long designation
123098	15979	Pressure gauge 0-200+315 Bar Ø 50mm vertical M10x1 Stainless steel
	16014	PRESSURE GAUGE (-1) - 6 Bar Ø 50mm Lateral Entry
	17141	FLAT SEAL in PTCFE 14,5x10x2 for outlet port G3/8
	29226	FLAT SEAL in PTCFE (Kel-F®) 16x9,2x2
191930	15979	Pressure gauge 0-200+315 Bar Ø 50mm vertical M10x1 Stainless steel
	16014	PRESSURE GAUGE (-1) - 6 Bar Ø 50mm Lateral Entry
	17141	FLAT SEAL in PTCFE 14,5x10x2 for outlet port G3/8
123099	15979	Pressure gauge 0-200+315 Bar Ø 50mm vertical M10x1 Stainless steel
	16014	PRESSURE GAUGE (-1) - 6 Bar Ø 50mm Lateral Entry
	17141	FLAT SEAL in PTCFE 14,5x10x2 for outlet port G3/8
	29053	FLAT SEAL in PA 6.6 20x12x2
123096	15979	Pressure gauge 0-200+315 Bar Ø 50mm vertical M10x1 Stainless steel
	16014	PRESSURE GAUGE (-1) - 6 Bar Ø 50mm Lateral Entry
	29226	FLAT SEAL in PTCFE (Kel-F®) 16x9,2x2
	17141	FLAT SEAL in PTCFE 14,5x10x2 for outlet port G3/8

Product Number	SP Number	Long designation
123096	17130	O-RING in EPDM R9 10,5x2,7 mm EP851 for inlet connection brass - type C/B4 & E(NF)
	17141	FLAT SEAL in PTCFE 14,5x10x2 for outlet port G3/8
	17203	FLAT SEAL in PTCFE 18x11,8x2 for inlet connection
123095	15979	Pressure gauge 0-200+315 Bar Ø 50mm vertical M10x1 Stainless steel
	16014	PRESSURE GAUGE (-1) - 6 Bar Ø 50mm Lateral Entry
	17130	O-RING in EPDM R9 10,5x2,7 mm EP851 for inlet connection brass - type C/B4 & E(NF)
	17141	FLAT SEAL in PTCFE 14,5x10x2 for outlet port G3/8
123087	17203	FLAT SEAL in PTCFE 18x11,8x2 for inlet connection
	15979	Pressure gauge 0-200+315 Bar Ø 50mm vertical M10x1 Stainless steel
	16014	PRESSURE GAUGE (-1) - 6 Bar Ø 50mm Lateral Entry
	17141	FLAT SEAL in PTCFE 14,5x10x2 for outlet port G3/8
123086	29053	FLAT SEAL in PA 6.6 20x12x2
	15979	Pressure gauge 0-200+315 Bar Ø 50mm vertical M10x1 Stainless steel
	16014	PRESSURE GAUGE (-1) - 6 Bar Ø 50mm Lateral Entry

Product Number	SP Number	Long designation
123086	17141	FLAT SEAL in PTFCE 14,5x10x2 for outlet port G3/8
	29053	FLAT SEAL in PA 6.6 20x12x2
123102	15979	Pressure gauge 0-200+315 Bar Ø 50mm vertical M10x1 Stainless steel
	15986	PRESSURE GAUGE (-1) - 12 Bar Ø 50mm S.Steel - Lat
	17141	FLAT SEAL in PTFCE 14,5x10x2 for outlet port G3/8
	17207	Flat Tetning (Kel-F®) 18x7x2
	29053	FLAT SEAL in PA 6.6 20x12x2
123101	15979	Pressure gauge 0-200+315 Bar Ø 50mm vertical M10x1 Stainless steel
	15986	PRESSURE GAUGE (-1) - 12 Bar Ø 50mm S.Steel - Lat
	17141	FLAT SEAL in PTFCE 14,5x10x2 for outlet port G3/8
	17207	Flat Tetning (Kel-F®) 18x7x2
	29053	FLAT SEAL in PA 6.6 20x12x2
123085	15969	PRESSURE GAUGE 0- 200/315 Bar Ø 50mm Vertical Entry M10x1 Brass-Cr - Body S.Steel
	16000	PRESSURE GAUGE (-1) - 1,5 Bar Ø 50mm Lateral Entr
	17141	FLAT SEAL in PTFCE 14,5x10x2 for outlet port G3/8
	29053	FLAT SEAL in PA 6.6 20x12x2
123100	15979	Pressure gauge 0-200+315 Bar Ø 50mm vertical M10x1 Stainless steel
	16016	Pressure gauge 0+16+25 Bar Ø 50mm Vertical M10x1 Stainless steel
	17207	Flat Tetning (Kel-F®) 18x7x2
	29053	FLAT SEAL in PA 6.6 20x12x2
191946	15979	Pressure gauge 0-200+315 Bar Ø 50mm vertical M10x1 Stainless steel
	16014	PRESSURE GAUGE (-1) - 6 Bar Ø 50mm Lateral Entry
	17141	FLAT SEAL in PTFCE 14,5x10x2 for outlet port G3/8
191934	15979	Pressure gauge 0-200+315 Bar Ø 50mm vertical M10x1 Stainless steel
	16014	PRESSURE GAUGE (-1) - 6 Bar Ø 50mm Lateral Entry
	17141	FLAT SEAL in PTFCE 14,5x10x2 for outlet port G3/8
191947	15979	Pressure gauge 0-200+315 Bar Ø 50mm vertical M10x1 Stainless steel
	16014	PRESSURE GAUGE (-1) - 6 Bar Ø 50mm Lateral Entry
	17141	FLAT SEAL in PTFCE 14,5x10x2 for outlet port G3/8
191927	15979	Pressure gauge 0-200+315 Bar Ø 50mm vertical M10x1 Stainless steel
	16014	PRESSURE GAUGE (-1) - 6 Bar Ø 50mm Lateral Entry

Product Number	SP Number	Long designation
191927	17130	O-RING in EPDM R9 10,5x2,7 mm EP851 for inlet connection brass - type C/B4 & E(NF)
	17141	FLAT SEAL in PTFCE 14,5x10x2 for outlet port G3/8