

REGULATORER

LH 200-3-2



- Høytrykksregulator - Single scenen
- Montering på 200 bar gass-sylinder - Høy presisjon av reguleringen
- Egnet for rene gasser og blandinger, ikke etsende
- Forkrommet messing

Laboratorier og analyse

Domains of applications

Designed for implementation of:

Ikke-etsende rene gasser opp til N60 inkludert ALPHAGAZ™ 1 & 2, Ikke-korrosive gasser med konsentrasjon som er større enn 1 ppm

Designed for:

Å skape beskyttende og behandle gassatmosfære

Except:

hydrokarboner

Specifications

Maximal inlet pressure at 15°C 200 bar

Outlet Pressure 3 bar

Preset outlet pressure 3 bar

Nominal nitrogen flow 2 Nm³/h*

Set pressure 5 bar

Tasso di fuga interno / esterno $\leq 3 \times 10^{-7}$ mbar.l/s di elio., Driftstemperatur: -20 °C til + 50 °C.

*garantert ved maksimalt utløpstrykk P2 opp til et innløpstrykk P3 = 2P2 + 1 bar.

Materials

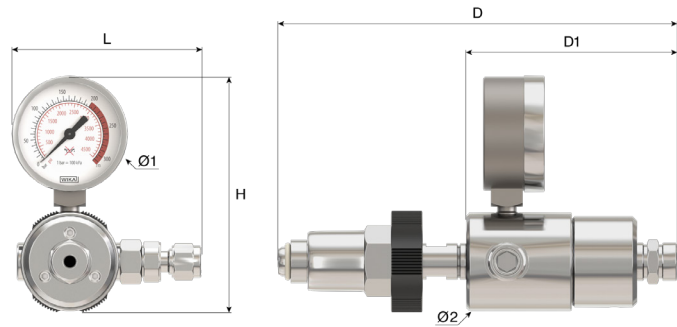
Body	Forkrommet messing
Seat	PCTFE
Main valve.....	Første etappe i 316L rustfritt stål
Diaphragm	Rustfritt stål
Filter	Monel® 400
	Kobber legering mekanisme, Ø
Pressure gauge	50mm, Forsegle i PA 6.6
	Seal i EPDM, Poppet i messing,
Relief valve	Body i 303 rustfritt stål
Seal	PCTFE, Kobber, PA 6.6

Safety Alert

⚠ Forsiktighet! Ved bruk av brennbare gasser, skal alle purge og overløpsventiler samles opp.

Dimensions

Length (L) : 72 mm
 Height (H) : 105 mm
 Depth (D) : 75 mm
 Ø1 : 50 mm
 Net weight : 1 kg



Operating instructions

OP 150 - LH




Connection




Inlet connection: HP sylinder beslaget ifølge gass
Outlet connection: 2 utløpsporter G 3/8 BSPP hunn
Relief valve connection: Cr-messing Kompresjons montering 6mm, messing Ferrules





Products




Product Number	Short Designation	Gas	Inlet Pressure	Outlet Pressure	Flow	Inlet Fitting	Outlet Fitting	Material
123136	REG LH 200-3-2 DIN 10 - CF 6MM	N2	200 bar	3 bar	2 Nm³/h	DIN 477-1 Nr. 10	CF 6mm	Cr-Brass
123137	REG LH 200-3-2 DIN 10 - CF 1/8"	N2	200 bar	3 bar	2 Nm³/h	DIN 477-1 Nr. 10	CF 1/8"	Cr-Brass
123139	REG LH 200-3-2 DIN 6 - CF 6MM	CO2, O2	200 bar	3 bar	2 Nm³/h	DIN 477-1 Nr. 6	CF 6mm	Cr-Brass
123140	REG LH 200-3-2 DIN 6 - CF 1/8"	CO2, O2	200 bar	3 bar	2 Nm³/h	DIN 477-1 Nr. 6	CF 1/8"	Cr-Brass
123142	REG LH 200-3-2 DIN 1 - CF 6MM	H2	200 bar	3 bar	2 Nm³/h	DIN 477-1 Nr. 1	CF 6mm	Cr-Brass
123143	REG LH 200-3-2 DIN 1 - CF 1/8"	H2	200 bar	3 bar	2 Nm³/h	DIN 477-1 Nr. 1	CF 1/8"	Cr-Brass
193430	REG LH 200-3-2 DIN 10	N2	200 bar	3 bar	2 Nm³/h	DIN 477-1 Nr. 10		Cr-Brass
193431	REG LH 200-3-2 DIN 6	CO2, O2	200 bar	3 bar	2 Nm³/h	DIN 477-1 Nr. 6		Cr-Brass
193432	REG LH 200-3-2 DIN 1	H2	200 bar	3 bar	2 Nm³/h	DIN 477-1 Nr. 1		Cr-Brass

Options

	Product Number	Long designation
	16516	CONN. G3/8 BSPP M NIP. F/PIPE Ø 4-6MM
	16521	Connector Cr-Brass G3/8 BSPP Male *Compression fitting 1/8" OD Brass *Flat seal PTCFE
	16522	CONNECTION G 3/8" Male Compression Fitting 6 MM Br

	Product Number	Long designation
	16523	Connector Cr-Brass G3/8 BSPP Male *Compression fitting 1/4" OD Brass *Flat seal PTCFE
	16524	Connector Cr-Brass G3/8 BSPP Male *Compression fitting 10mm OD Brass *Flat seal PTCFE
	16526	Connector Cr-Brass G3/8 BSPP Male *Compression fitting 8mm OD Brass *Flat seal PTCFE

	Product Number	Long designation
	16532	Connector SS G3/8 BSPP Male *Kit N°2 CF 1/8" and 6mm OD SS *Flat seal PTCFE
	16558	Connector SS G3/8 BSPP Male *Compression fitting 6mm OD SS *Flat seal PTCFE
	16562	COMP. FITTING G3/8" 8 MM SS
	16566	Connector SS G3/8 BSPP Male *Compression fitting 1/8" OD SS *Flat seal PTCFE

	Product Number	Long designation
	16567	Connector SS G3/8 BSPP Male *Compression fitting 10mm OD SS *Flat seal PTCFE
	16569	Connector SS G3/8 BSPP Male *Compression fitting 12mm OD SS *Flat seal PTCFE
	19207	LEAK DETECTOR "1000 BULLES"
	19286	Connection G3/8 BSPP M NIP. Ø 8-10MM BR

Spare parts

Product Number		Long designation
123136	17141	FLAT SEAL in PTCFE 14,5x10x2 for outlet port G3/8
	29053	FLAT SEAL in PA 6.6 20x12x2
	167800	KIT of Seals flat PA 6.6 for manometer M10x1 (2 s
123137	17141	FLAT SEAL in PTCFE 14,5x10x2 for outlet port G3/8
	29053	FLAT SEAL in PA 6.6 20x12x2
	167800	KIT of Seals flat PA 6.6 for manometer M10x1 (2 s
123139	17141	FLAT SEAL in PTCFE 14,5x10x2 for outlet port G3/8
	167800	KIT of Seals flat PA 6.6 for manometer M10x1 (2 s
123140	17141	FLAT SEAL in PTCFE 14,5x10x2 for outlet port G3/8
	167800	KIT of Seals flat PA 6.6 for manometer M10x1 (2 s
123142	15979	Pressure gauge 0-200+315 Bar Ø 50mm vertical M10x1 Stainless steel
	16014	PRESSURE GAUGE (-1) - 6 Bar Ø 50mm Lateral Entry
	17141	FLAT SEAL in PTCFE 14,5x10x2 for outlet port G3/8
	17203	FLAT SEAL in PTCFE 18x11,8x2 for inlet connection
	29053	FLAT SEAL in PA 6.6 20x12x2
123143	17130	O-RING in EPDM R9 10,5x2,7 mm EP851 for inlet connection brass - type C/B4 & E(NF)
	17141	FLAT SEAL in PTCFE 14,5x10x2 for outlet port G3/8
	17203	FLAT SEAL in PTCFE 18x11,8x2 for inlet connection
	167800	KIT of Seals flat PA 6.6 for manometer M10x1 (2 s
193430	17141	FLAT SEAL in PTCFE 14,5x10x2 for outlet port G3/8
	29053	FLAT SEAL in PA 6.6 20x12x2
	167800	KIT of Seals flat PA 6.6 for manometer M10x1 (2 s

Product Number		Long designation
193431	17141	FLAT SEAL in PTCFE 14,5x10x2 for outlet port G3/8
	167800	KIT of Seals flat PA 6.6 for manometer M10x1 (2 s
193432	17141	FLAT SEAL in PTCFE 14,5x10x2 for outlet port G3/8
	17203	FLAT SEAL in PTCFE 18x11,8x2 for inlet connection
	167800	KIT of Seals flat PA 6.6 for manometer M10x1 (2 s